

Avola semi-encastré



Luminaire semi-encastré LED

- Luminaire rond semi-encastré
 - Vasque saillante (40mm) en PMMA opale mat
 - Émission directe avec corona de lumière
 - Caisson thermolaqué blanc avec couvre-joint
 - Convenable pour encastrement dans faux plafonds et plafonds en béton (boîtier d'encastrement disponible)
 - Équipé d'une platine fluora**mod**[®]
- Résistance au choc IK 09 10J



Standard

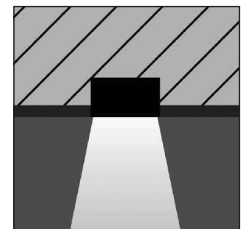


En option

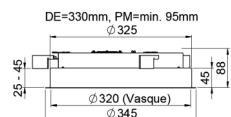
Couleur: O RAL 9016



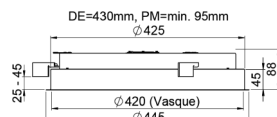
Opale mat




S/A = Lumière symétrique directe



Poids : 2.14 kg

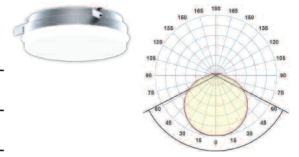


Poids : 2.58 kg

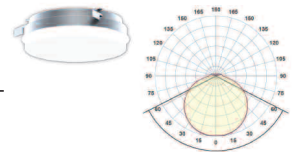


Poids : 4.59 kg

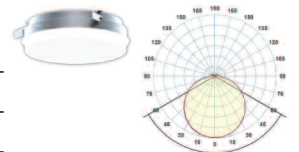
Puissance	Classe CRI	Kelvin*	UGR	Émiss.	Angle	Flux-Lumineux	lm/W	L	B	Durée-de vie (h)	Couleur	N° article	Prix CHF	
Avola semi-encastré 345 opal mat														
12 W	I	>80	3000	≤22	S/A	125°	1380 lm	115	80	10	50'000	○	34AH2.0345.830.6HE	532.–
12 W	I	>80	4000	≤22	S/A	125°	1465 lm	122	80	10	50'000	○	34AH2.0345.840.6HE	532.–
16 W	I	>80	3000	≤22	S/A	125°	1900 lm	119	80	10	50'000	○	34AH2.0345.830.6WB	543.–
16 W	I	>80	4000	≤22	S/A	125°	2020 lm	126	80	10	50'000	○	34AH2.0345.840.6WB	543.–
20 W	I	>80	3000	≤25	S/A	125°	2490 lm	120	80	10	50'000	○	34AH2.0345.830.6HO	543.–
20 W	I	>80	4000	≤25	S/A	125°	2535 lm	127	80	10	50'000	○	34AH2.0345.840.6HO	543.–



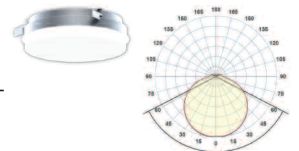
Avola semi-encastré 345 opale mat Tunable White														
22.5 W	I	>80	2700–6500	≤25	S/A	125°	2460 lm	109	80	10	50'000	○	34AH2.0345.8TW.6HO	605.–



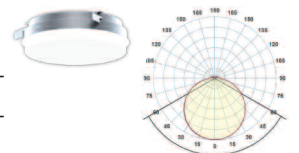
Avola semi-encastré 445 opale mat														
16.5 W	I	>80	3000	≤22	S/A	120°	2000 lm	121	80	10	50'000	○	34AH2.0445.830.6HE	653.–
16.5 W	I	>80	4000	≤22	S/A	120°	2130 lm	129	80	10	50'000	○	34AH2.0445.840.6HE	653.–
21 W	I	>80	3000	≤25	S/A	120°	2535 lm	121	80	10	50'000	○	34AH2.0445.830.6WB	653.–
21 W	I	>80	4000	≤25	S/A	120°	2710 lm	129	80	10	50'000	○	34AH2.0445.840.6WB	653.–
26 W	I	>80	3000	≤25	S/A	120°	3110 lm	117	80	10	50'000	○	34AH2.0445.830.6HO	658.–
26 W	I	>80	4000	≤25	S/A	120°	3290 lm	124	80	10	50'000	○	34AH2.0445.840.6HO	658.–



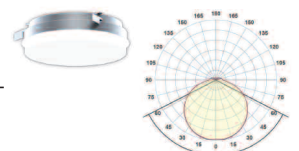
Avola semi-encastré 445 opale mat Tunable White														
27 W	I	>80	2700–6500	≤22	S/A	120°	3285 lm	122	80	10	50'000	○	34AH2.0445.8TW.6HO	715.–



Avola semi-encastré 585 opale mat														
31.5 W	I	>80	3000	≤22	S/A	120°	4220 lm	134	80	10	50'000	○	34AH2.0585.830.6HE	834.–
31.5 W	I	>80	4000	≤22	S/A	120°	4380 lm	139	80	10	50'000	○	34AH2.0585.840.6HE	834.–
48 W	I	>80	3000	≤25	S/A	120°	6250 lm	130	80	10	50'000	○	34AH2.0585.830.6WB	834.–
48 W	I	>80	4000	≤25	S/A	120°	6460 lm	135	80	10	50'000	○	34AH2.0585.840.6WB	834.–
65 W	I	>80	3000	≤25	S/A	120°	8240 lm	127	80	10	50'000	○	34AH2.0585.830.6HO	837.–
65 W	I	>80	4000	≤25	S/A	120°	8580 lm	132	80	10	50'000	○	34AH2.0585.840.6HO	837.–

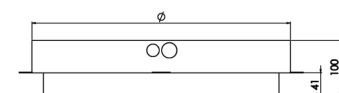


Avola semi-encastré 585 opale mat Tunable White														
66 W	I	>80	2700–6500	≤22	S/A	120°	8260 lm	125	80	10	50'000	○	34AH2.0585.8TW.6HO	905.–



Accessoires en option:

Boîtier d'encastrement



Couleur:	Diamètre:	N° article:	Prix CHF:
RAL 9016	Ø = 375 pour Avola 345	34EB.345.60	368.–
RAL 9016	Ø = 475 pour Avola 445	34EB.445.60	399.–
RAL 9016	Ø = 615 pour Avola 585	34EB.585.60	466.–

V-2022-04: 4.05